

## Inhaltsverzeichnis

1. TCE Tinycore Linux Project englisch .....	2
2. Geeignete Soundkarten .....	5

---

## TCE Tinycore Linux Project englisch


### Inhaltsverzeichnis

1 Intro .....	3
2 Hardware .....	3
2.1 Connections and conversion of the used industrial pc .....	3
2.2 soundcard .....	4
3 Software .....	4
4 Help .....	4

## Intro

This hamradio software project is based on [TCE - Tinycore Linux](#), an embedded software system used on platforms like industrial pc, ALIX and others, and offers services and possibilities like

- packet radio,
- APRS,
- lightning log,
- small webserver,
- SVX-Link (Echolink)



500MHz LowPower industrial PC

especially in networks like HAMNET and similar.

One goal is a minimum on material expenditure and also a minimal current consumption, followed by a maximum of features


More information on the hamradio TCE - tinycore linux project coming here soon

## Hardware

DH2IW Wolfgang, OE2WAO Mike and OE5DXL Chris are doing first experiments with discarded industrial pc hardware, a 500MHz AMD Geode CPU with up to 256MB of RAM, and a minimal power input of <5Watt (for remaining stock ask [OE2WAO](#)).

The operating system is placed on a CF memory card (>32MB).

A USB soundcard is used for AFSK mods. One special character of working devices is a 3rd connector beside microphone and line out, the line in. Because these device are real stereo and make it possible to operate two separate channels on one sound card.



polarity industrial PC

## Connections and conversion of the used industrial pc

There are several connectors (COM, USB, network) on the frontside of our panels, as you can see. For correct polarity it is important to connect the + pole to the right pin of the 3pol power supply connector, the pin which is closer to the USB ports. The negative pole is the left pin.

The normal board supply is 24V.

That we can use it with our 12V power supply, we have to do a little modification. Just add a 270k Ohm resistor on the bottom side of the power supply as shown in the picture.



## soundcard

If there is no onboard sound available, you can use a USB soundcard instead. Suggested types you can find [here](#).

## Software

---

A ready-to-use software image is located on the [OE2WAO Server](#) (e.g. tc455x-128.zip means version 4.55 with GUI on 128MB data drive)

## Help

---

If you need help on configuring the software packages you can contact OE5DXL on packet radio convers channel 44 or 4711.

---

## TCE Tinycore Linux Project englisch


### Inhaltsverzeichnis

1 Intro .....	6
2 Hardware .....	6
2.1 Connections and conversion of the used industrial pc .....	6
2.2 soundcard .....	7
3 Software .....	7
4 Help .....	7

## Intro

This hamradio software project is based on [TCE - Tinycore Linux](#), an embedded software system used on platforms like industrial pc, ALIX and others, and offers services and possibilities like

- packet radio,
- APRS,
- lightning log,
- small webserver,
- SVX-Link (Echolink)



500MHz LowPower industrial PC

especially in networks like HAMNET and similar.

One goal is a minimum on material expenditure and also a minimal current consumption, followed by a maximum of features


More information on the hamradio TCE - tinycore linux project coming here soon

## Hardware

DH2IW Wolfgang, OE2WAO Mike and OE5DXL Chris are doing first experiments with discarded industrial pc hardware, a 500MHz AMD Geode CPU with up to 256MB of RAM, and a minimal power input of <5Watt (for remaining stock ask [OE2WAO](#)).

The operating system is placed on a CF memory card (>32MB).

A USB soundcard is used for AFSK mods. One special character of working devices is a 3rd connector beside microphone and line out, the line in. Because these device are real stereo and make it possible to operate two separate channels on one sound card.



polarity industrial PC

## Connections and conversion of the used industrial pc

There are several connectors (COM, USB, network) on the frontside of our panels, as you can see. For correct polarity it is important to connect the + pole to the right pin of the 3pol power supply connector, the pin which is closer to the USB ports. The negative pole is the left pin.

The normal board supply is 24V.

That we can use it with our 12V power supply, we have to do a little modification. Just add a 270k Ohm resistor on the bottom side of the power supply as shown in the picture.



## soundcard

If there is no onboard sound available, you can use a USB soundcard instead. Suggested types you can find [here](#).

## Software

---

A ready-to-use software image is located on the [OE2WAO Server](#) (e.g. tc455x-128.zip means version 4.55 with GUI on 128MB data drive)

## Help

---

If you need help on configuring the software packages you can contact OE5DXL on packet radio convers channel 44 or 4711.